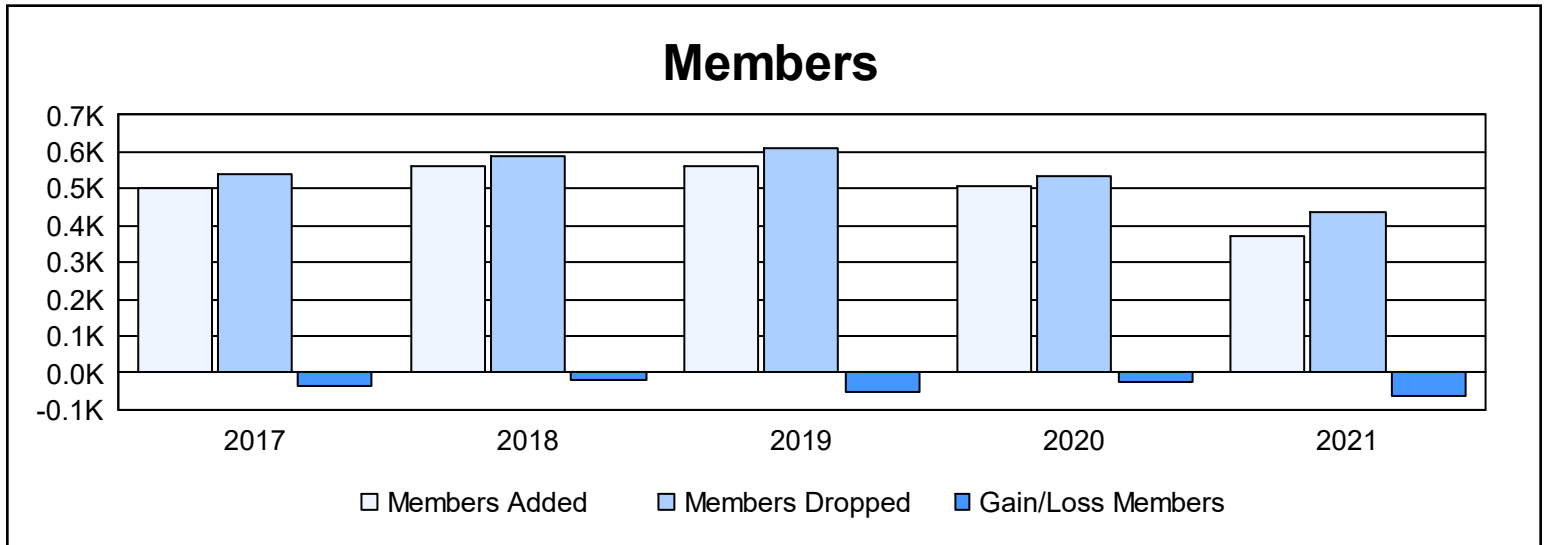
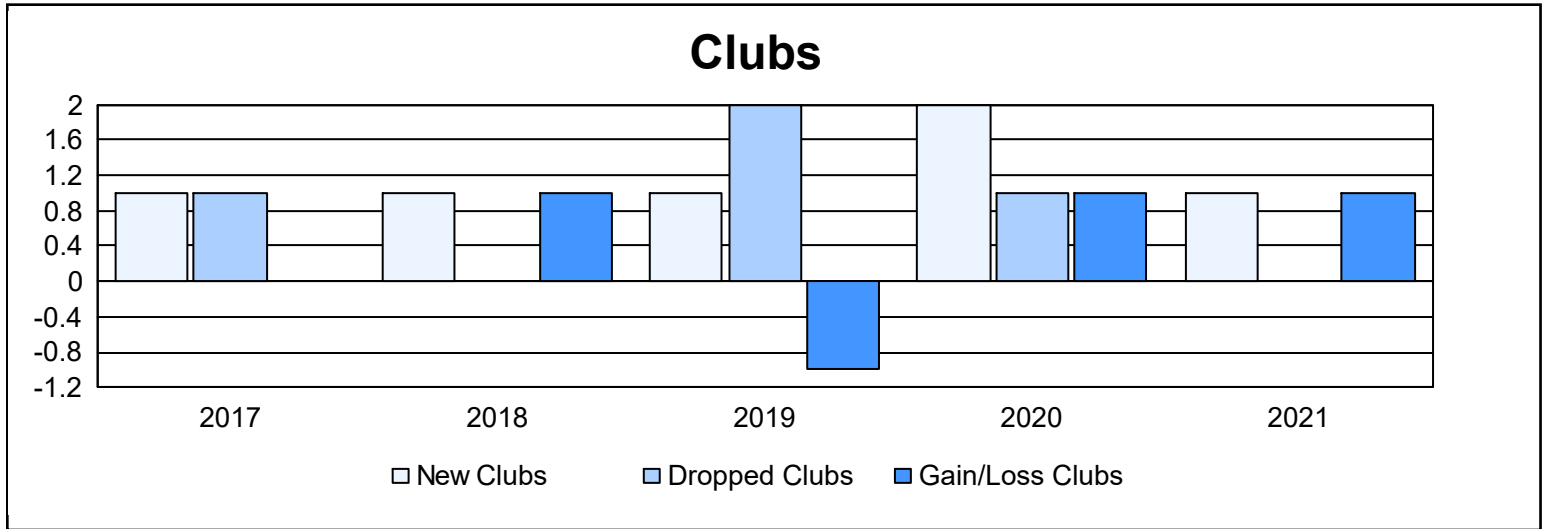
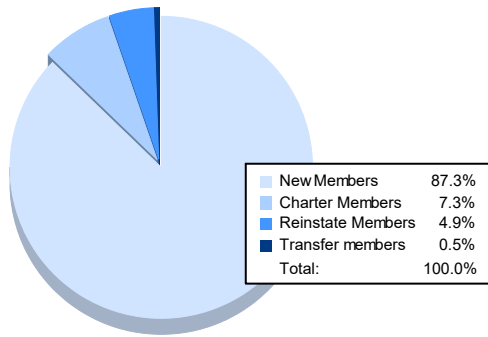


Year	New Clubs	Dropped Clubs	Gain/ Loss Clubs	New Members	Charter Members	Reinstate Members	Transfer Members	Total Member Added	Total Members Dropped	Gain/ Loss Members
2016-2017	1	1	0	439	46	8	8	501	539	-38
2017-2018	1	0	1	494	57	11	2	564	586	-22
2018-2019	1	2	-1	512	31	16	3	562	612	-50
2019-2020	2	1	1	400	89	10	6	505	532	-27
2020-2021	1	0	1	324	27	18	2	371	436	-65
<b>Average</b>	<b>1</b>	<b>1</b>	<b>0</b>	<b>434</b>	<b>50</b>	<b>13</b>	<b>4</b>	<b>501</b>	<b>541</b>	<b>-40</b>



### Membership Composition June 2021 Cumulative



### Gender Composition June 2021 Cumulative

